




TECHNO TOPIA

COLLECTION

Vesta's TECHNO TOPIA Collection features a manual cord operated traverse system. Single and double treatments are possible with one-way or two-way draws. Numerous finial options are available to complete your decorative treatment. Most items are stocked and available for quick shipping.



BL BN PC

AVAILABLE FINISHES:

- BL = black
- BN = brushed nickel
- PC = polished chrome

FINIAL COMPATIBILITY CHART (sorted by finish)

Finish	Collection	Pages	Availability
BL	European Elegance	12-13	special order
	GeoLux	38	special order
BN	European Elegance	12-13	special order
	GeoLux (SS)	38	special order
	Opera	26-27	in-stock
PC	European Elegance	12-13	special order
	Opera	26-27	in-stock

AVAILABILITY:

most items in-stock,
typically ships within
24-48 hours.

(special order finials from
European Elegance and
Geolux collections take
3 - 4 weeks, no returns)










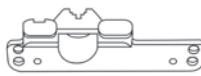



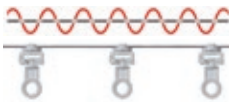

PRIMARY MATERIALS:

■ aluminum

DIAMETER & BRACKET REQUIREMENTS:

1½"D: bracket required
every 5-7 feet

ALL HARDWARE

	Pulley Housing one-way draw #911686 - 1.1/8"W, 2.3/4"L *shown in PC		Classico inside mount #282220 - 1.1/4"W, 1.1/16"L *shown in BN
	Short Return Pulley #912484 - 1.1/8"W, 1.5/8"L *shown in PC		End Cap #281240 - 1.1/4"W, 3/4"L *shown in BL
	Pulley Housing two-way draw #911687 - 1.1/8"W, 2.3/4"L *shown in BL		Traverse Track with cord #289191 - 11/8"D *shown in BN
	Techno single bracket #282708 - 1.7/8"W, 3.1/8"P *shown in BL		Glider (white, grey, black) #912493 - 3/4"P
	Techno single bracket long #282710 - 1.7/8"W, 4.3/4"P *shown in BL		Underlap Carrier [L] (white, grey, black) #918808 - with snap 1"W, 3.1/2"L(2.1/2"OC)
	Techno extended double bracket #282727 - 2.1/2"W, 3.1/8" & 6.5/8"P *shown in BN		Overlap Carrier [R] (white, grey, black) #918809 - with snap 1"W, 3.1/2"L(2.1/2"OC)
	Ceiling Bracket #902873 - 1.7/8"W, 1.11/16"P *shown in PC		Connected Snap Carrier #907006 - 60% fullness - 2.5/8"OC #907008 - 80% fullness - 2.3/8"OC #907010 - 100% fullness - 2.1/8"OC #907012 - 120% fullness - 1.7/8"OC
	Track Connector #908995 - 4.1/4"L		

IMPORTANT NOTES

The hardware in this collection is assembled in our warehouse according to your provided specifications. Tampering with the inner workings of the traversing mechanisms will void our responsibility. No returns are permitted on this highly customized product.



Weight Load Recommendations

3' - 6.5'	6.6' - 13'	13' - 19'
28 lbs.	26 lbs.	24 lbs.

WARNING

ANSI/WCMA100.1-2018 S2.2



Cord Tension Device
#997000 - 3"L

*if your window treatment includes a cord that creates a loop, you are required by law to install a tensioning device.

SHIPPING & ADDITIONAL NOTES:

Splicing is not recommended for 1-way draw systems.