



GEOLUX TRACK

COLLECTION




Vesta’s GEOLUX Collection features precisely machined, beautiful components from stainless steel and aluminum in popular finishes to provide a modern touch of elegance. A variety of bracket designs are available, creating a unique look and mounting flexibility.

AVAILABLE FINISHES:

- B = bronze
- G = gold
- S = silver
- BL = black
- SS = stainless steel

FINIALS & SAMPLE SETS

- A. End Cap (flush)
▲ #201301 - 3/4"W, 3/16"L
*shown in black (BL)
- B. End Cap
▲ #201300 - 7/8", 5/8"L
*shown in stainless steel (SS)
- C. Sphere
▲ #201321 - 1.9/16"W, 2.1/2"L
*shown in gold (G)
- D. Cylinder notched
▲ #201313 - 7/8"W, 1.7/8"L
*shown in B
- E. Frustrum notched
▲ #201315 - 1.3/8"W, 3.1/8"L
*shown in BL
- F. Frustrum
▲ #201331 - 1.3/16"W, 1.3/8"L
*shown in SS



AVAILABILITY:
special order 3-4 weeks,
no returns

PRIMARY MATERIALS:

■ aluminum,
stainless steel

DIAMETER & BRACKET REQUIREMENTS:


▲ 3/4"D: bracket required
every 3-5 feet

▼ 1 1/8"D: bracket required
every 4-6 feet

BRACKETS & ACCESSORIES



Outdoor Mounting Plate
▲ #904001
*with screws suitable for
outdoor use



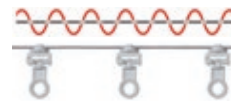
Lux wall bracket (short)
▲ #202406
1.7/8"W, 2.9/16"P



Inside Mount
▲ #202007
1"W, 7/8"L



Lux wall bracket (medium)
▲ #202412
1.7/8"W, 4.3/4"P



Connected Snap Carrier
▲ #907006 - 60% fullness - 2.5/8"OC
▲ #907008 - 80% fullness - 2.3/8"OC
▲ #907010 - 100% fullness - 2.1/8"OC
▲ #907012 - 120% fullness - 1.7/8"OC
*For 1" Snap Tape with 4/4" On-Center Spacing



Lux wall bracket (long)
▲ #202413
1.7/8"W, 6"P



Lux double wall bracket
▲ #202512
1.7/8"W, 2.9/16"& 4.3/4"P


GEO Techno Track
▲ #208080 - 3/4"D

SHIPPING & ADDITIONAL NOTES:


Splicing when applicable can significantly reduce freight charges. We can help you make the best informed decision when it's time to ship your order. Aluminum components in B, G, S and BL are suitable for outdoor use with the purchase of the Outdoor Mounting Plate (#904001).

FINIALS & SAMPLE SETS

- A. End Cap (Flush)
 ▼ #281301 - 1.1/8"W, 7/16"L
 *shown in black (BL)
- B. End Cap
 ▼ #281300 - 1.1/4"W, 3/4"L
 *shown in stainless steel (SS)
- C. Frustrum flush
 ▼ #281333 - 1.1/2"W, 1.7/8"L
 *shown in black (BL)
- D. Globe
 ▼ #281325 - 1.7/8"W, 3"L
 *shown in TWH
- E. Cylinder (flush)
 ▼ #281331 - 1.1/8"W, 1.5/8"L
 *shown in black (B)



TWH= textured white
 (only available in 1.1/8" track)



TRACK SYSTEMS



BRACKETS & ACCESSORIES



Lux wall bracket (short)
 ▼ #282406
 1.7/8" W, 3.1/8" P



Lux wall bracket (medium)
 ▼ #282440
 1.7/8"W, 5.1/2" P




Lux double wall bracket
 ▼ #282512
 1.7/8"W, 3.1/8"-5.1/2"P



Outdoor Mounting Plate
 ▼ #904001
 *with screws suitable for outdoor use



Inside Mount
 ▼ #282007
 1.1/4"W, 1.1/16"L



Aluminum Track
 ▼ #288080 - 1.1/8"D
 *sold by the foot but may be cut to specified lengths, no charge

CEILING BRACKETS & ACCESSORIES



Ceiling Bracket short
 ▲ ▼ #902491
 9/16"W, 5/8"L



Ceiling Bracket long
 ▲ ▼ #902493
 9/16"W, 1.3/8"L



Ceiling Bracket
 ▲ ▼ #902494
 1.7/8"W, 1.5/8"L



Ceiling Bracket
 ▲ ▼ #902595
 Black, White, Silver
 1.1/2"L, 7/16"W, 3/16"H



Ceiling Bracket
 ▲ ▼ #902597
 Black, White, Silver
 1.1/2"L, 7/8"W, 1/8"H



Track Connector
 ▲ ▼ #908993
 2"L



Glider Hook short
 ▲ ▼ #906840 - grey
 3/8"P



Roller Glide small
 ▲ ▼ #906575 - white
 1/2"P



Roller Glide large
 ▼ #906520 - white
 ▼ #906521 - black
 3/4"P



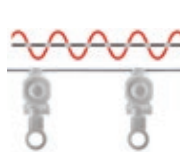
Swivel Glide
 ▼ #906525
 1/2"P



Track Stop
 ▲ ▼ #908992 - white
 ▲ ▼ #908992B - black
 3/8"P



Swivel Track Connector
 ▲ ▼ #908994
 1.3/4" x 1.3/4"L



Ball Bearing Roller Carrier
 ▼ #906706 - 60% fullness
 ▼ #906708 - 80% fullness
 ▼ #906710 - 100% fullness
 ▼ #906712 - 120% fullness

*available in black or white

*For 1" Snap Tape with 4/4" On-Center Spacing



Underlap Carrier [L]
 ▼ #909905 - with snap
 ▼ #909903 - without snap



Overlap Carrier [R]
 ▼ #909904 - with snap
 ▼ #909902 - without snap



Wheeled Butt Master
 ▼ #909906 - w/snap [L]
 ▼ #909907 - w/snap [R]

*available in black or white



Underlap Carrier [L]
 (white, grey, black)
 ▲ #918808 - with snap
 1"W, 3.1/2"L (2.1/2" OC)



Overlap Carrier [R]
 (white, grey, black)
 ▲ #918809 - with snap
 1"W, 3.1/2"L (2.1/2" OC)



Wand
 #910100 - 39"
 #910125 - 49"
 #910150 - 59"



Acrylic Wand
 #968100 - 39"