



GEOLUX MANUAL

COLLECTION




Vesta’s GEOLUX Collection features precisely machined, beautiful components from stainless steel and aluminum in popular finishes to provide a modern touch of elegance. A variety of bracket designs are available, creating a unique look and mounting flexibility.

AVAILABLE FINISHES:

- B = bronze
- G = gold
- S = silver
- BL = black
- SS = stainless steel

FINIALS & SAMPLE SETS

- A. End Cap (Flush)
▲ #201301 - 3/4"W, 3/16"L
*shown in black (BL)
- B. End Cap
▲ #201300 - 7/8", 5/8"L
*shown in stainless steel (SS)
- C. Sphere
▲ #201321 - 1.9/16"W, 2.1/2"L
*shown in gold (G)
- D. Cylinder notched
▲ #201313 - 7/8"W, 1.7/8"L
*shown in B
- E. Frustrum notched
▲ #201315 - 1.3/8"W, 3.1/8"L
*shown in BL
- F. Frustrum
▲ #201331 - 1.3/16"W, 1.3/8"L
*shown in SS



AVAILABILITY:
special order 3-4 weeks,
no returns

PRIMARY MATERIALS:
■ aluminum,
stainless steel

DIAMETER & BRACKET
REQUIREMENTS:

- ▲ 3/4"D: bracket required
every 3-5 feet
- ▼ 1 1/8"D: bracket required
every 4-6 feet

BRACKETS & ACCESSORIES



Lux wall bracket (short)
▲ #202406
*includes screw cover
1.7/8"W, 2.9/16"P



Lux wall bracket (medium)
▲ #202412
*includes screw cover
1.7/8"W, 4.3/4"P



Lux wall bracket (long)
▲ #202413
*includes screw cover
1.7/8"W, 6"P



Lux double wall bracket
▲ #202512
*includes screw cover
1.7/8"W, 2.9/16" & 4.3/4"P



Outdoor Mounting Plate
▲ #904001
*with screws suitable for
outdoor use



Inside Mount
▲ #202007
1"W, 7/8"L




Flat Ring w/clip
▲ #206257
1.1/8"D, 1.1/4"OD



Stainless Steel Tubing
▲ #218110 - 3/4"D
*sold by the foot but may be cut
to specified lengths, no charge



Tube Splice
▲ #208090 - 3/4"D, 4.3/4"L



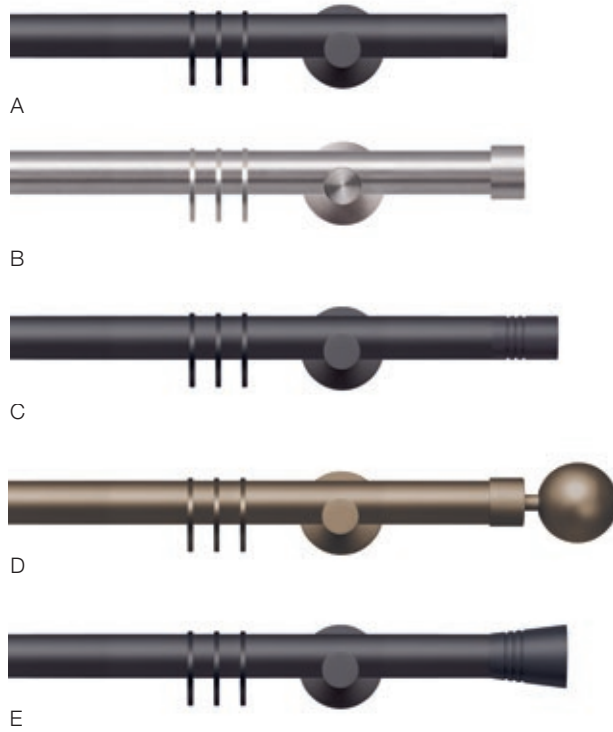

Aluminum Tubing
▲ #208060 - 3/4"D
*sold by the foot but may be cut
to specified lengths,
no charge

SHIPPING & ADDITIONAL NOTES:

Splicing when applicable can significantly reduce freight charges. We can help you make the best informed decision when it's time to ship your order. Aluminum components in B, G, S and BL are suitable for outdoor use with the purchase of the Outdoor Mounting Plate (#904001).

FINIALS & SAMPLE SETS

- A. End Cap (Flush)
 ▼ #281301 - 1.1/8"W, 7/16"L
 *shown in black (BL)
- B. End Cap
 ▼ #281300 - 1.1/4"W, 3/4"L
 *shown in stainless steel (SS)
- C. Cylinder (flush)
 ▼ #281331 - 1.1/8"W, 1.5/8"L
 *shown in black (BL)
- D. Globe
 ▼ #281325 - 1.7/8"W, 3"L
 *shown in bronze (B)
- E. Frustrum (flush)
 ▼ #281333 - 1.1/2"W, 1.7/8"L
 *shown in black (BL)



MODERN

BRACKETS & ACCESSORIES



Lux wall bracket (short)
 ▼ #282406
 *includes screw cover
 1.7/8" W, 3.1/8" P



Lux wall bracket (medium)
 ▼ #282440
 *includes screw cover
 1.7/8"W, 5.1/2" P



Lux double wall bracket
 ▼ #282512
 *includes screw cover
 1.7/8"W, 3.1/8"-5.1/2"P



Outdoor Mounting Plate
 ▼ #904001
 *with screws suitable for outdoor use



Inside Mount
 ▼ #282007
 1.1/4"W, 1.1/16"L




Flat Ring w/clip
 ▼ #286257
 1.3/4"ID, 1.7/8"OD



Stainless Steel Tubing
 ▼ #288110 - 1.1/8"D
 *sold by the foot but may be cut to specified lengths, no charge



Tube Splice
 ▼ #288090 - 1.1/8"D, 6"L



Aluminum Tubing
 ▼ #288060 - 1.1/8"D
 *sold by the foot but may be cut to specified lengths, no charge

WANDS



Wand
 #910100 - 39"L
 #910125 - 49"L
 #910150 - 59"L



Acrylic Wand
 #968100 - 39"L

