


TRADITIONAL



EUROPEAN ELEGANCE

COLLECTION

Vesta's EUROPEAN ELEGANCE Collection features an ensemble of meticulously crafted accessories perfect for any contemporary or traditional setting. This decorative compilation is available in several popular finishes.



ABM BB BN PB PC

AVAILABLE FINISHES:

- ABM = antique brass matte
- BB = brushed brass
- BN = brushed nickel
- PB = polished brass
- PC = polished chrome

FINIALS & SAMPLE SETS

Selva finial ▼ #281647
1.5/8"W, 3.7/16"L



Dome finial ▼ #281665
2.7/16"W, 2.3/4"L



Roller finial ▼ #281680
1.3/4"W, 2.3/8"L



Pescara finial ▼ #281690
1.3/8"W, 5.3/16"L



Arcadia finial ▼ #281362
2.3/8"W, 3.5/8"L



Bella finial ▼ #281389
2.3/8"W, 3.1/2"L

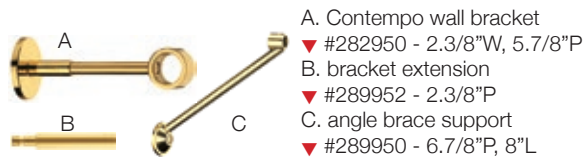


AVAILABILITY:
special order 3-4 weeks,
no returns

PRIMARY MATERIALS:
■ brass

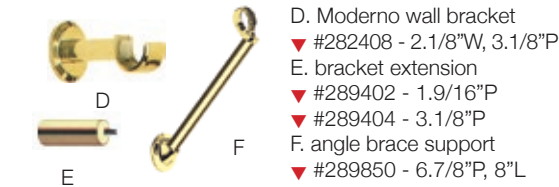
DIAMETER & BRACKET
REQUIREMENTS:
▼ 1 1/8"D: bracket
required every 5-7 feet

BRACKETS & ACCESSORIES




A. Contempo wall bracket
▼ #282950 - 2.3/8"W, 5.7/8"P
B. bracket extension
▼ #289952 - 2.3/8"P
C. angle brace support
▼ #289950 - 6.7/8"P, 8"L

*may be used as a ceiling bracket unless stem has been cut to create a custom projection



D. Moderno wall bracket
▼ #282408 - 2.1/8"W, 3.1/8"P
E. bracket extension
▼ #289402 - 1.9/16"P
▼ #289404 - 3.1/8"P
F. angle brace support
▼ #289850 - 6.7/8"P, 8"L

TUBING













Brass Tubing
▼ #288000 - 1.1/8"D
*sold by the foot but may be cut
to specified lengths, no charge



Incurve elbow bracket
w/return eyelets
▼ #289080
1.7/8"W, 3.1/8"P



Incurve elbow bracket
w/return eyelets
▼ #289120
1.7/8"W, 4.3/4"P

 <p>Moderno double wall bracket ▼ #282428 2.1/8"W, 3.1/8" & 6.1/4"P</p>	 <p>Classico inside mount ▼ #282220 1.1/4"W, 1.1/16"L</p>	 <p>Ring w/clip ▼ #286125 1.3/8"ID, 1.3/4"OD</p>	 <p>Ring w/eye & insert ▼ #286127 1.1/2"ID, 2"OD</p>	 <p>Flat Ring w/eye & insert ▼ #285930 1.1/2"ID, 1.7/8"OD</p>
 <p>Mazzi ceiling mount #902228 1.1/4"W, 1.1/8"P</p>	 <p>Tube Splice ▼ #298181 1.1/8"D, 4.3/4"L</p>	 <p>Tube Connector ▼ #289229 1.1/8"D, 3.1/8"L *adjusts 90° to 180°</p>	 <p>End Cap ▼ #281240 1.1/4"W, 3/4"L</p>	 <p>Flush End Cap ▼ #281241 1.1/8"W, 7/16"L</p>

WANDS



Wand
#912100 - 39"L
#912125 - 49"L



Acrylic Wand
#968100 - 39"L

SHIPPING & ADDITIONAL NOTES:

Splicing when applicable can significantly reduce freight charges. We can help you make the best-informed decision when it's time to ship your order.