

APOLLO

COLLECTION

Vesta's Apollo Collection features the bold strength of steel construction and five captivating finishes. Subtle elegance, various finial styles and an excellent price point make this collection an appealing solution for the discriminate designer.



AVAILABILITY:
 in-stock, typically ships within 24-48 hours

PRIMARY MATERIALS:
 ■ steel/metal alloy

DIAMETER & BRACKET REQUIREMENTS:
 1 1/8" D: bracket required every 5-7 feet

SHIPPING & ADDITIONAL NOTES:
 Splicing when applicable can significantly reduce freight charges. We can help you make the best-informed decision when it's time to ship your order.

* Not compatible with other 1 1/8" drapery hardware collections.












AVAILABLE FINISHES:
 AB = antique brass
 BL = black
 BN = brushed nickel
 ORB = oil-rubbed bronze
 PC = polished chrome













FINIALS

- A. Harvest - #291501
*shown in ORB
- B. Tycho - #291601
*shown in AB
- C. Helios - #291531
*shown in AB
- D. Copernicus - #291581
*shown in PC
- E. Orpheus - #291638
*shown in BL

BRACKETS & ACCESSORIES

-  Diana short - #292740
2.1/2"W, 3"P
*shown in BN
-  Diana medium - #292741
2.1/2"W, 4"
*shown in ORB
-  Diana double - #292742
2.1/2"W, 3" & 6.1/8"P
*shown in BN
-  Corvus Bracket - #292745
2.9/16"W, 4"P
*shown in AB
-  Corvus End Bracket - #292750
2.9/16"W, 4"P
*shown in BN
-  Orbit Ceiling - #292760
1.15/16"W, 2 1/2"P
*shown in BN
-  Orbit - #292761
1.15/16"W, 3.3/8"P
*shown in AB
-  LUNAR Elbow medium
#292120 - 2.9/16"W, 4"P
*shown in BN
-  LUNAR Elbow short
#292080 - 2.9/16"W, 3"P
*shown in ORB

-  Econo - #292791
1.1/2"H, 2.5/8"P
*shown in BL
-  Crescent - #292721
2"W, 8.1/4"P
*shown in BL
*stem can be cut to adjust the projection length.
-  Orbit long - #292795
1.15/16"W, 10.3/4"P
*shown in AB
*stem can be cut to adjust the projection length.
-  End Cap - #291500
*shown in ORB
-  C Ring w/eye & insert
#296265 *shown in BN
-  Flat Ring w/eye & insert
#296261 *shown in AB
-  Steel Tubing -
#298002 *shown in BN
-  Tube Connector - #299229
*shown in BN
**adjusts 0° to 90°
-  Tube Splice - #298181
-  Inside Mount - #292701
1.5/8"W, 3/4"L
*shown in BN

